



CELEBRATING 10 YEARS OF PRECISION:

Proudly stamped with **"Designed and Approved by You."** Engineered with direct feedback from daily users in Canada, the EDGE cutting wheel surpasses industry standards. In addition to all essential features offered from competitive brands, the EDGE also ensures smooth, friction-free cutting and significantly reduced vibration, enhancing user comfort and productivity. With KlingSpur's highest industry safety rating (oSa), you can trust in its superior performance and safety.

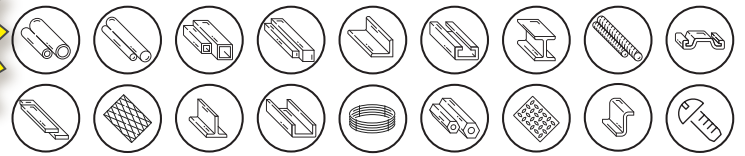
Elevate your cutting experience with a tool designed by those who know it best - you.




Kronenflex **EDGE**

Premium .045" cut-off wheel
for all steel & stainless steel applications







Suitable for cutting material shapes:



Industry tested and approved.

- Free Cutting**
Less force on the grinder
- Reduced Vibration**
Less wobbling and kick back
- Smooth Cutting**
Smooth and clean cut
- Highest Safety Rating**
Look for the symbol of safety 



Size	Form	Pkg. Qty.	Part Number
4-1/2 x .045 x 7/8		25	317818
4-1/2 x .045 x 7/8		25	317819
5 x .045 x 7/8		25	317820
5 x .045 x 7/8		25	317821
6 x 1/16 x 7/8		25	317822
6 x 1/16 x 7/8		25	317823

This limited-time offer is valid until November 30, 2024 or while supplies last and must be purchased in package quantities. It cannot be applied to previous purchases. Free goods will be the same as the product purchased; no mix and match is allowed. The promotion is available only in Canada and applicable sales tax must be paid by the customer. This offer cannot be combined with any other sale or promotion and has no cash value. Returns of any portion of the purchase will require equal forfeiture of offer. KlingSpur reserves the right to end or modify the promotion at any time. Additional restrictions may apply. PROMO #: EDGE10ANNIVERSARY

INLAND
Industrial Supply Ltd.

Alberta:
9949 29a Ave NW
Edmonton, AB T6N 1A9
Tel: (780) 413-0029
sales@inlandindustrial.ca
Hours: Monday to Friday 8am - 5pm

British Columbia:
615 Enterprise Ave
Kitimat, BC V8C 2E7
Tel: (778) 631-2041
Kitimat@inlandindustrial.ca
Hours: Monday to Friday 8am - 5pm

Wire Brushes



Pipeline brush, knotted wire

BRP 600 Z




Advantages: Ideal tool for the professional processing of U / V-type welds in pipeline, pipework and container construction - Thanks to its slim overall width it is also well suited for working on hard-to-reach areas (e.g. root or narrow fillet welds) - Cleaning of all welding seams on pipe connections

Diameter x Bore	Fill Material	Wire thickness	Wire length	Number of knots	Max RPM.	Packing Unit / pcs.	Part Number
4 x 5/8-11	Steel	0.020	3/4	32	20,000	1	382065
5 x 1/4 x 5/8-11	Steel	0.020	7/8	40	12,500	1	382067
5 x 1/4 x 5/8-11	Stainless steel	0.020	7/8	40	12,500	1	691056
6 x 1/4 x 5/8-11	Steel	0.020	1	48	9,000	1	382068
6 x 1/4 x 5/8-11	Stainless steel	0.020	1	48	9,000	1	382069

Types of brushes at a glance

Wheel and pipeline brushes

Preparing and finishing weld seams, deburring and cleaning cutting edges, corners or angles.



Cup-shaped brushes with shaft

Suitable for cleaning small to medium sized surfaces.



Cup-shaped brushes

For efficient rust, paint or weld spatter removal from large surfaces.



End brushes

Ideal tool for work on the insides of pipes, drill holes or indentations.



Wheel brushes with shaft

Perfect tool for cleaning and deburring in hard-to-reach areas, grooves or flutes.



Handheld brushes

For the manual cleaning of surfaces and weld seams.

